

PROCESS WEIGHING

COUNTING SCALES

BENCH SCALES

CHECKWEIGHERS

CONVEYOR SCALES

FLOOR SCALES

INDICATORS

RAILROAD SCALES

SOFTWARE

**TRUCK SCALES**

JUNCTION BOXES

SIGNAL PROCESSING

FORKLIFT SCALES

MONORAIL SCALES

PRINTERS

REMOTE DISPLAYS

**Avery Weigh-Tronix**  
**Truck Scales**



# Multi-Platform Truck Scales

for BridgeMont® and  
Steel Bridge XT® Truck Scales



## Avery Weigh-Tronix

*Overload fines, lost time at DOT scales, liability suits, long lines—  
It seems they're all part of the trucking industry. And they all add  
to the cost of doing business.*

### Safe, legal loads with one-stop axle weighing

*Avery Weigh-Tronix axle weighing systems meet the requirements of the transportation industry with scale configurations to handle even double and triple trailer combinations.*



If your business depends on your ability to move products efficiently, if truck transportation is what keeps you alive, if you prefer to operate safely as well as efficiently, then finding a way to get accurate axle weights is a clear necessity. Accurate axle weights mean no more fines for misloaded trucks. Accurate axle weights mean reduced liability in the case of an accident. Accurate axle weights mean an end to uneven loading and costly delays at check points.

#### THERE'S MORE THAN ONE WAY TO GET AN AXLE WEIGHT

Use a single module axle scale and weigh one axle at a time. The gross and net weights won't be legal for trade, but you will have a clear indication of axle weights.


Use a normal truck scale: Pull the steering axle onto the scale. The scale operator records the weight and then hits the TARE button. Pull the truck forward to position the drive axle on the scale. The scale operator records the drive axle weight reading and then tares it out. Pull the truck forward until the tandem axle is on the scale. Take a final reading.

That works great as long as you have plenty of time, plenty of help, and everyone is really patient.

#### AXLE WEIGHING THE LEGAL WAY

A truck scale built for one-stop axle weighing combines multiple independent scales in a common foundation. When the truck pulls onto the scale with an axle positioned on each scale, the system instantly provides axle weights plus a certified gross weight in a single weighing. The process that could be a five minute ordeal of weighing one axle at a time can become a ten second process.

Avery Weigh-Tronix provides a wide selection of truck scale products designed to maximize efficiency of vehicle weighing. Now you can quickly and reliably generate not only legal-for-trade gross, tare, and net weights, but also accurate steering, drive and tandem axle weights on every vehicle.



Trailer axle scale

Drive axle scale

Steering axle scale

Avery Weigh-Tronix multi-platform scales can use any number and combination of 10', 12', 20', 23.5' or 25' standard length modules. Other sizes are available upon special request. Each section functions as an independent scale to provide accurate axle weights.



**Avery Weigh-Tronix**  
**Truck Scales**



*Avery Weigh-Tronix multi-platform scales are a profitable choice for high volume commercial weighing applications.*

## BRIDGEMONT OR STEELBRIDGE XT

Matching the right scale to the job is an important decision. Avery Weigh-Tronix offers the range of choices necessary to fit the scale to the task. For normal traffic the BridgeMont scale may be the right selection. The BridgeMont design has successfully removed significant cost and installation time from both the steel or concrete version.

The SteelBridge XT is the right choice for heavy traffic and axle loads. The XT is for eXtra: extra steel, extra long life and extra warranty. Its steel version features a 100% sealed weld, sandwich steel deck.

Its concrete version positions all concrete for compression loading only. The concrete will not flex or bend which would result in cracks and early damage.

Both models feature a 90,000-lb tandem axle rating and 2.65 "r" factor.



*The flexibility of 10, 12, 20, and 24-foot modules from Avery Weigh-Tronix makes it simple to match a scale system to multiple axle configurations.*

## ADD INSTRUMENTATION WITH THE RIGHT STUFF

The E1310 Indicator is clearly the instrument of choice for an Avery Weigh-Tronix axle weighing system. The first reason is because of its large dot addressable display which allows operators to read all three axle weights plus a gross weight simultaneously.

Second, the E1310 is totally programmable. Its versatile standard software meets the requirements of most normal axle weighing applications. If, however, you have a specialized application, you and your local distributor work together to define the function you need. Your distributor will be able to provide you with the software that lets your E1310 operate exactly to suit your traffic patterns and scale use.

The E1310 captures and displays all

three axle weights and a gross weight. As soon as motion ceases on the scale it will automatically send all four readings to a printer.

You can also request the E1310 to store weight information in its internal data base. Later, you will be able to retrieve the data, print out a list of transactions, and generate reports from selected data.

For commercial truck scales, the E1310 offers a reweigh function which allows drivers who experience out-of-range axle weights to pull off the scale and correct the weight distribution before re-weighing for verification.

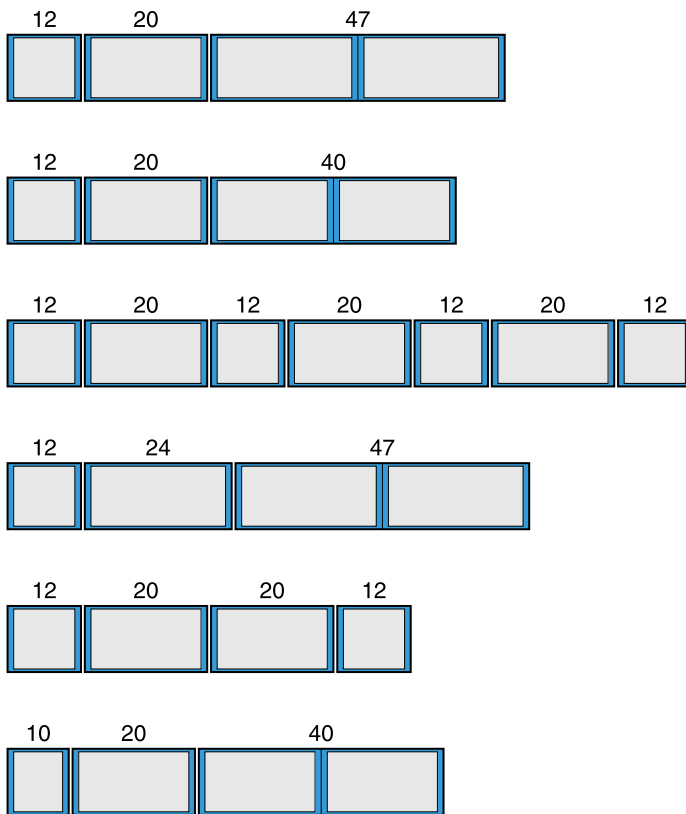
The E1310 also links easily to other system components such as printers, stop and go lights, ID barcode scanners and computers.





**There is one right axle weigher configuration for your business and Avery Weigh-Tronix has it.**

Avery Weigh-Tronix can configure an axle weighing system to meet any requirement. The length of each scale unit and the combination of sizes in each system are determined by the normal axle spacing of the trucks that will drive onto it. The shortest scale units typically use a 10 or 12 foot module. The medium sized scale units typically use a 20 or 24 foot module. The longest scale units are typically a combination of two modules totaling 40 or 47 feet. An axle weighing system can have any number of modules. The illustrations below show a few of the configurations that are possible.



**Guide Rails And Posts** Extreme-duty guide rails are bolted in place to provide a strong, attractive barrier against accidental drive-offs. Tubing is gentle on truck wheels and is offset to allow full use of deck.



**Unattended Systems** Allows 24/7 scale availability. Can be customized with several hardware options such as loop detectors, ID readers, video surveillance, traffic lights, and wireless communication.

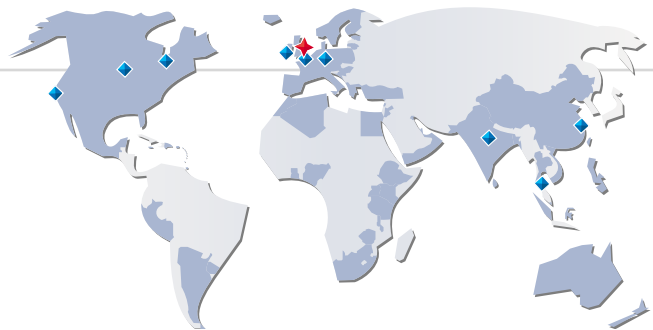


**Manhole** Provides easy access in pit installations. Reinforced 2' x 2' manhole includes a heavy duty cover to maintain weighbridge integrity.

## Avery Weigh-Tronix

**Avery Weigh-Tronix - USA**  
 1000 Armstrong Drive,  
 Fairmont, MN 56031-1439 USA  
 usinfo@awtxglobal.com  
 Toll-Free: (800) 533-0456  
 Phone: (507) 238-4461

**Avery Weigh-Tronix - UK**  
 Foundry Lane, Smethwick,  
 West Midlands B66 2LP UK  
 info@awtxglobal.com  
 Phone: +44 (0) 8453 66 77 88  
 Fax: +44 (0) 121 224 8183



Please call us or visit [www.averyweigh-tronix.com](http://www.averyweigh-tronix.com) for your nearest Avery Weigh-Tronix distributor

